



www.galaxyspa.com

Table of Contents

Model Selections

Gemini.....	1
Little Dipper.....	2
Hydra	3
Helix.....	4
Cygnus	5
Big Dipper.....	6
Andromeda	7

Features & Options.....	8-13
------------------------------------	-------------

GEMINI

Therapy System

Total Jets.....	20
(1) Two-Speed Jet Pump.....	140 GPM

Dimensions

	Domestic
Width.....	57"
Length.....	80"
Height.....	29"
Average Fill.....	150 GL
Dry Weight.....	385 LB
Average Full Weight.....	1638 LB
Seating Capacity.....	4
Power Pack.....	220V/60A 110V/20A
Total Pumps.....	1

*Standard build is 220V/60A



* Shown in Smoky Mountain

FEATURES & OPTIONS

Thermal Bond™ Insulation System

- Sealed Base
- Thermal Bond™ Wrap Insulation
- Deluxe Spa Cover

Duo Clean™ System

- Duo Circulation™ Cycles
- Antimicrobial Filtration
- Duo Zone™ Ozone

Standard System

- Top Loading Skimmer
- Treaded Footwell
- Footwell Spa Drain
- Galaxy Spas LED Lighting
- TriLayer™ Acrylic Spa Shell
- Multi Weather™ Exterior
- Duo Tone™ Jet Accents
- Duo Zone™ Ozone

Optional Packages Available

- Thermal Bond™ Full Foam Insulation

LE Package* - adds the following

- Thermal Bond™ Full Foam Insulation
- Continuous Circulation Pump
- Pack Upgrade
- LE Available On 220V Version Only

LITTLE DIPPER

Therapy System

Total Jets	25
(1) Two-Speed Jet Pump.....	195 GPM

Dimensions

	Domestic
Width	67"
Length	80"
Height	34"
Average Fill	240 GL
Dry Weight.....	500 LB
Average Full Weight	2504 LB
Seating Capacity.....	3-4
Power Pack.....	220V/60A
Total Pumps.....	1



FEATURES & OPTIONS

Thermal Bond™ Insulation System

- Sealed Base
- Thermal Bond™ Wrap Insulation
- Deluxe Spa Cover

Duo Clean™ System

- Duo Circulation™ Cycles
- Antimicrobial Filtration
- Duo Zone™ Ozone

Standard System

- Top Loading Skimmer
- Treaded Footwell
- Footwell Spa Drain
- Galaxy Spas LED Lighting
- TriLayer™ Acrylic Spa Shell
- Multi Weather™ Exterior
- Duo Tone™ Jet Accents
- Duo Zone™ Ozone

Optional Packages Available

- Thermal Bond™ Full Foam Insulation

LE Package* - adds the following

- Thermal Bond™ Full Foam Insulation
- Continuous Circulation Pump
- Pack Upgrade

HYDRA

Therapy System

Total Jets	37
(1) Two-Speed Jet Pump	195 GPM
(1) Turbo Boost	Standard

Dimensions

	Domestic
Width	80"
Length	84"
Height	36"
Average Fill	350 GL
Dry Weight	700 LB
Average Full Weight	3622 LB
Seating Capacity	4-5
Power Pack	220V/60A
Total Pumps	2

FEATURES & OPTIONS

Thermal Bond™ Insulation System

- Sealed Base
- Thermal Bond™ Wrap Insulation
- Deluxe Spa Cover

Duo Clean™ System

- Duo Circulation™ Cycles
- Antimicrobial Filtration
- Duo Zone™ Ozone

Standard System

- Top Loading Skimmer
- Treaded Footwell
- Footwell Spa Drain
- Galaxy Spas LED Lighting
- TriLayer™ Acrylic Spa Shell
- Multi Weather™ Exterior
- Duo Tone™ Jet Accents
- Duo Zone™ Ozone

Available Options*

- Thermal Bond™ Full Foam Insulation

Sound Choices

- Bluetooth Audio System with Subwoofer

* LE Package - Not Available



HELIX

Therapy System

Total Jets	38
(1) Two-Speed Jet Pump	195 GPM
(1) Turbo Boost	Standard

Dimensions

Domestic

Width	80"
Length	84"
Height	36"
Average Fill	350 GL
Dry Weight	700 LB
Average Full Weight	3622 LB
Seating Capacity	4-5
Power Pack	220V/60A
Total Pumps	2



FEATURES & OPTIONS

Thermal Bond™ Insulation System

- Sealed Base
- Thermal Bond™ Wrap Insulation
- Deluxe Spa Cover

Duo Clean™ System

- Duo Circulation™ Cycles
- Antimicrobial Filtration
- Duo Zone™ Ozone

Standard System

- Top Loading Skimmer
- Treaded Footwell
- Footwell Spa Drain
- Galaxy Spas LED Lighting
- TriLayer™ Acrylic Spa Shell
- Multi Weather™ Exterior
- Duo Tone™ Jet Accents
- Duo Zone™ Ozone

Available Options*

- Thermal Bond™ Full Foam Insulation

Sound Choices

- Bluetooth Audio System with Subwoofer

* LE Package - Not Available

CYGNUS

Therapy System

Total Jets	42
(1) Two-Speed Jet Pump.....	195 GPM
(1) Single-Speed Pump	195 GPM

Dimensions

Domestic

Width	84"
Length	84"
Height	38"
Average Fill	375 GL
Dry Weight.....	780 LB
Average Full Weight	3911 LB
Seating Capacity.....	5-6
Power Pack.....	220V/60A
Total Pumps.....	2



FEATURES & OPTIONS

Thermal Bond™ Insulation System

- Sealed Base
- Thermal Bond™ Wrap Insulation
- Deluxe Spa Cover

Duo Clean™ System

- Duo Circulation™ Cycles
- Antimicrobial Filtration
- Duo Zone™ Ozone

Standard System

- Top Loading Skimmer
- Treaded Footwell
- Footwell Spa Drain
- Galaxy Spas LED Lighting
- TriLayer™ Acrylic Spa Shell
- Multi Weather™ Exterior
- Duo Tone™ Jet Accents
- Duo Zone™ Ozone

Available Options*

- Thermal Bond™ Full Foam Insulation

Sound Choices

- Bluetooth Audio System with Subwoofer

LE Package - adds the following

- Thermal Bond™ Full Foam Insulation
- Continuous Circulation Pump
- Pack Upgrade

BIG DIPPER

Therapy System

Total Jets	43
(1) Two-Speed Jet Pump	195 GPM
(1) Single-Speed Pump	195 GPM

Dimensions

	Domestic
Width	84"
Length	84"
Height	38"
Average Fill	375 GL
Dry Weight	780 LB
Average Full Weight	3911 LB
Seating Capacity	5-6
Power Pack	220V/60A
Total Pumps	2



Shown as LE Version

FEATURES & OPTIONS

Thermal Bond™ Insulation System

- Sealed Base
- Thermal Bond™ Wrap Insulation
- Deluxe Spa Cover

Duo Clean™ System

- Duo Circulation™ Cycles
- Antimicrobial Filtration
- Duo Zone™ Ozone

Standard System

- Top Loading Skimmer
- Treaded Footwell
- Footwell Spa Drain
- Galaxy Spas LED Lighting
- TriLayer™ Acrylic Spa Shell
- Multi Weather™ Exterior
- Duo Tone™ Jet Accents
- Duo Zone™ Ozone

Available Options*

- Thermal Bond™ Full Foam Insulation

Sound Choices

- Bluetooth Audio System with Subwoofer

LE Package - adds the following

- Thermal Bond™ Full Foam Insulation
- Continuous Circulation Pump
- Pack Upgrade

ANDROMEDA

Therapy System

Total Jets	56
(1) Two-Speed Jet Pump	240 GPM
(1) Single-Speed Pump	240 GPM

Dimensions

	Domestic
Width	89"
Length	93"
Height	40"
Average Fill	525 GL
Dry Weight	920 LB
Average Full Weight	5302 LB
Seating Capacity	6
Power Pack	220V/60A
Total Pumps	2

FEATURES & OPTIONS

Thermal Bond™ Insulation System

- Sealed Base
- Thermal Bond™ Wrap Insulation
- Deluxe Spa Cover

Duo Clean™ System

- Duo Circulation™ Cycles
- Antimicrobial Filtration
- Duo Zone™ Ozone

Standard System

- Top Loading Skimmer
- Treaded Footwell
- Footwell Spa Drain
- Galaxy Spas LED Lighting
- TriLayer™ Acrylic Spa Shell
- Multi Weather™ Exterior
- Duo Tone™ Jet Accents
- Duo Zone™ Ozone

Available Options*

- Thermal Bond™ Full Foam Insulation

Sound Choices

- Bluetooth Audio System with Subwoofer

LE Package - adds the following

- Thermal Bond™ Full Foam Insulation
- Continuous Circulation Pump
- Pack Upgrade



FEATURES & OPTIONS


Galaxy Operations Center

The Operations Center contains Lifestyle Programming spa functions to fit all user preferences and schedules. The Horizontal Mount Heater thermostatically keeps the spa always ready to use in the most efficient way possible.



Galaxy LED Lighting

Our Galaxy Spa™ LED Lighting system is a standard feature on the Galaxy Spa™ Line. This LED System uses key locations throughout the spa, offering an array of bright digital colors and sequences to increase your spa use enjoyment.



Bluetooth Audio System

Enjoy music in the comfort of your spa with Galaxy's optional Bluetooth Streaming and Dual Speaker Systems. Ask your dealer about model availability.



Duo Tone™ Jet Accents

Duo Tone™ Jet accents are standard features on the Galaxy Spa.™ They provide a modern look highlighting the spa's appearance.



LED Water Feature

Our Galaxy Spa™ LED Water Feature is a standard feature on the Galaxy Spa™ Line. This system uses streams of cascading water to enhance the spas atmosphere and increase your spa use enjoyment.




Thermal Bond™ Full Foam*

Thermal Bond™ Full Foam is designed as an optional upgrade insulation. This system provides a higher level of heat retention inside the spa cabinet. Ask your Dealer about model availability.



* Standard on LE Models Only.

THERMAL BOND™ INSULATION SYSTEM



The Thermal Bond™ Wrap Insulation System is standard on all Galaxy Spas™ models and utilizes three key components in providing efficient heat retention and lower operating costs. First and foremost is the spa cover that seals in the heat from the top. Secondly we use the Thermal Bond™ Wrap Insulation to retain warm air that is created inside the spa cabinet. Thirdly, the sealed base helps keep warm air in and cold air out of the bottom of the spa cabinet. These three components allow you to be soaking in a spa that is designed to be ready when you are.

Thermal Bond™ Full Foam*



Thermal Bond™ Full Foam is designed as an optional upgrade insulation. This system provides a higher level of heat retention inside the spa cabinet. Ask your Dealer about model availability.

Multi Weather™ Exterior




The Multi Weather™ exterior is designed as a low maintenance and durable product. It is designed for easy care while continuing to look great for years to come.

DUO CLEAN™ SYSTEM

(SE Models)

Always clean, always warm, always inviting. The Duo Clean™ System is customizable allowing proper circulation in combination with cleansing Antimicrobial Filtration, providing spa water that is maintained efficiently and effectively.



Antimicrobial Filtration

The Antimicrobial Filtration is designed to inhibit odor, mold and mildew on the surface of the filter cartridge. The Duo Zone™ system is designed to circulate water through these Antimicrobial cartridges. This will ensure your spa water has been properly filtered.



Duo Zone™ Ozone

Ozone, a natural sanitizer, will help in providing a better soaking atmosphere in your spa water. The Duo Zone™ ozone generator is standard on your Galaxy Spa™.



Custom Circulation System

Galaxy Spa™ models have Customizable Circulation Cycles designed for your lifestyle. This system can circulate and filter thousands of gallons of water using up to four different circulation cycles.



Galaxy Spa™ Operations Center

The Operations Center contains all the programmable spa functions, while the Horizontal Mount Heater thermostatically controls the warming of the spa in the most efficient way possible.

CONTINUOUS CLEAN SYSTEM

(LE Models)

Always clean, always warm, always inviting. The Continuous Clean System operates continuously, allowing proper circulation in combination with cleansing Antimicrobial Filtration and ozone injection providing spa water that is maintained efficiently and effectively.

Antimicrobial Filtration

The Antimicrobial Filtration is designed to inhibit odor, mold and mildew on the surface of the filter cartridge. The Duo Zone™ system is designed to circulate water through these Antimicrobial cartridges. This will ensure your spa water has been properly filtered.



Duo Zone™ Ozone

Ozone, a natural sanitizer, will help in providing a better relaxing atmosphere in your spa water. The Duo Zone™ ozone generator is standard on your Galaxy Spa™.



Continuous Circulation™ System

LE models use a dedicated 35 GPM pump to provide continuous water circulation while maintaining cost-efficiency. This Continuous Circulation™ system moves over 50,000 gallons of water per day.



Galaxy Spas® Operations System

Our Lifestyle Programming design provides the ultimate in user friendly controls while maintaining the sophistication of the latest diagnostic technology.



Heat On Demand/Operations Center

The Operations Center contains all the pre-programmed spa functions, while the Horizontal Mount Heater thermostatically controls the warming of the spa in the most efficient way possible.



HORSEPOWER VS. PERFORMANCE TUNED

HORSEPOWER • noun

1. A foot-pound-second unit of power, equivalent to 550 foot-pounds per second, or 745.7 watts.
2. Informal. The capacity to achieve or produce; strength or talent:

How is this relevant to your spa purchase?

Well quite frankly, it isn't.



Our engineers have a Performance Tune Rating for each model based on its components, not a flat, general pump rating. This provides clearer information regarding the actual performance of an Galaxy Spa® based on jet style, as well as the number of jets and pumps.

Performance Tuned Jet Placement is the true balance of GPM (Gallons Per Minute) and PSI (Pounds per Square Inch) involved in the therapy benefit of your spa.

True measures of an individual spa's performance can be found in the model specification sheet.

Two unique model platforms allow you to see & feel the difference...

SE models

Standard Features:

- Passive Impact CFE™ Therapy
- Direct Impact Versa-Flo™ Therapy
- Thermal Bond™ Wrap Insulation
- Duo Circulation™ System
- Duo Zone™ Ozone Generator
- Duo Tone™ Gray Jets
- Deluxe Digital Controls
- Antimicrobial Filtration
- LED Water Feature
- Multi Weather™ Cabinets
- TriLayer™ Spa Shell
- Sealed Base



LE models

Standard Features:

- Passive Impact CFE™ Therapy
- Direct Impact Versa-Flo™ Therapy
- **Thermal Bond™ Full Foam Insulation**
- **Continuous Circulation™ System**
- Duo Zone™ Ozone Generator
- Deluxe Digital Controls
- **Upgraded Pack**
- Antimicrobial Filtration
- LED Water Feature
- Multi Weather™ Cabinets
- TriLayer™ Spa Shell



LE Upgrades shown in Bold.



www.galaxyspa.com

GALAXY SPAS AVAILABLE AT:



WARNING: The consumer products safety commission has stated that the water temperature in a spa or hot tub should not exceed 104°F. Immersion in water in excess of 104°F could be hazardous to your health. Children, aged persons, persons having medical problems, and pregnant women should consult their physicians before using a spa or a hot tub. Spas or hot tubs should not be used by persons under the influence of alcohol or by persons taking medications that cause drowsiness.

Saratoga Spa & Bath Co., Inc. reserves the right to make changes in product characteristics, standard equipment supplied or available at any time without notice. Not all features are available on all models. Please visit www.Galaxy-spas.com for the latest specifications and updates. All 60 cycle units (Domestic and Canada) are 240 volt 50 amps. All 50 cycle units (International) are 230 volt 16 amps. International 50hrz models may vary in specifications and features. Models with International specifications are only available through International Distributors.